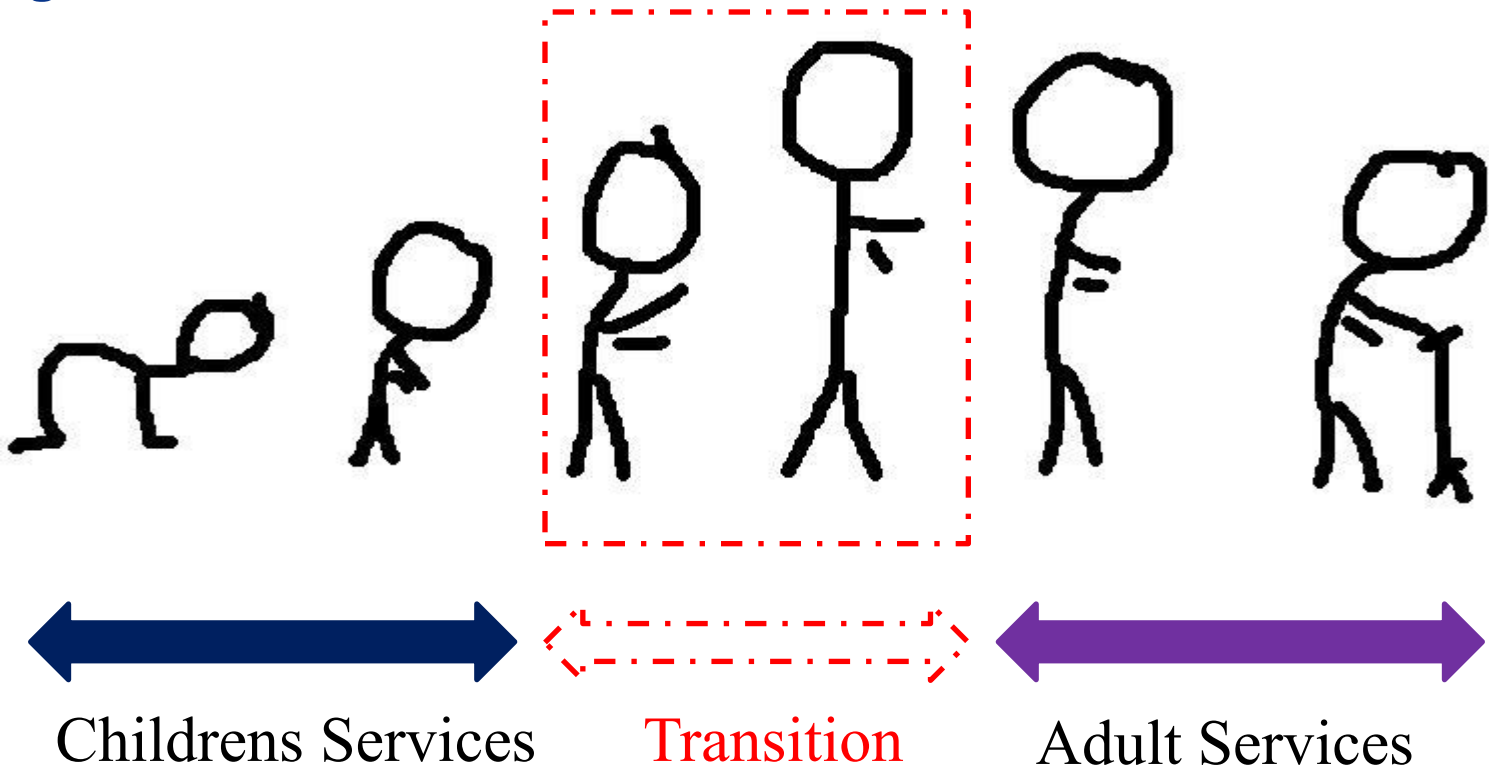


# SEND Reforms – Post 16

Supporting young people and families to get the right support

Andrew Briggs – Commissioning & Finance  
Manager: SEND reforms post 16

# Current Health Education and Social Care Services on the Isle of Wight

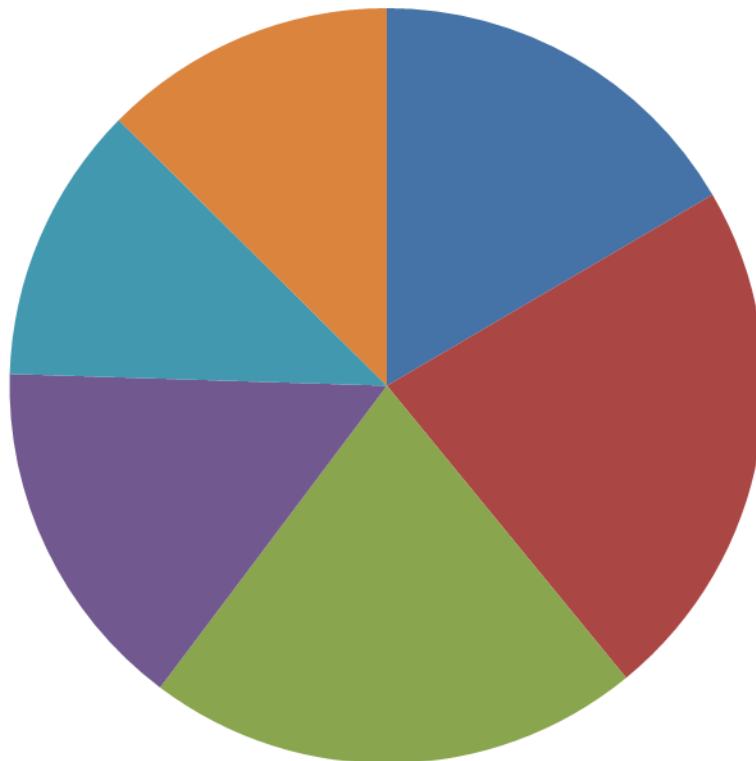


# Setting the Scene

- There are approximately **460** young people aged between 14 and 18+ on the Isle of Wight with an Education, Health and Care Plan, Statement or LDA (Learning Difficulty Assessment).
- **302** of these young people access secondary school
- **158** are at the Isle of Wight College.

# Introduction

Number of Statements/EHCPs/LDAs by Age

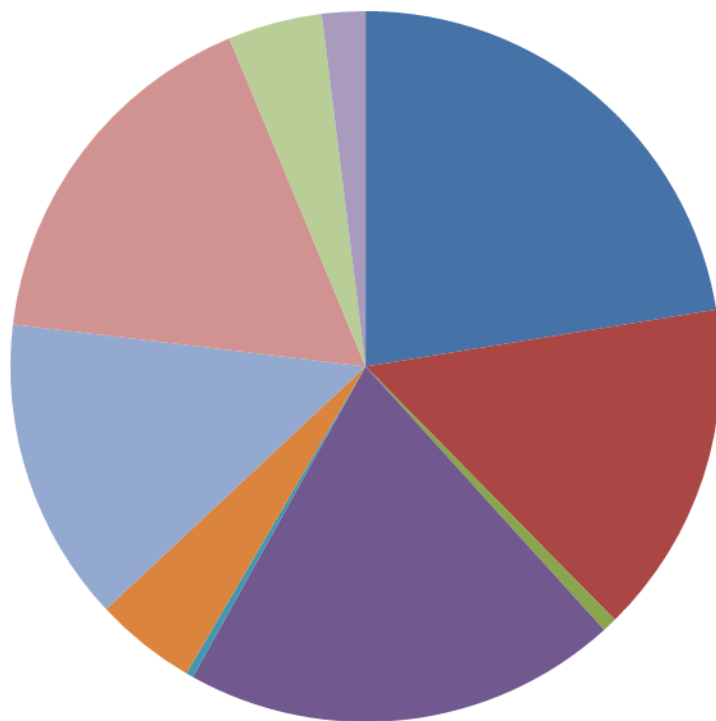


- Age 14
- Age 15
- Age 16
- Age 17
- Age 18
- Age 18+



# Introduction

## Special Educational Need and Disability



- **Autistic Spectrum Disorder**
- **Behavioural Emotional and Social Difficulties**
- **Hearing Impaired**
- **Moderate Learning Difficulties**
- **Multi-Sensory Impairment**
- **Physical Disabilities**
- **Speech, Language and Communication Needs**
- **Severe Learning Difficulties**

# Introduction

- All families need extra support from time to time. Knowing what is available provides more choice and more control over what support is right for the young person.
- SEND reforms September 2014 introduced:

EHCP Plan, Personal Budget, **Local Offer**

- [www.iwight.com/localoffer](http://www.iwight.com/localoffer)

LOCALOFFER





Go

**Refine Your Choices**

- 0 - 4 Years
- Age 5 - 11
- Age 11+
- Growing Up 16-25
- Social Care
- Health Care
- Information Support and Advice
- Learning and Development
- Special Education Need Support Service
- Leisure Activities
- Short Breaks
- Local Offer Support and Feedback

**Related Links**

- > Benefits
- > Children and Families Act 2014
- > Complaints about schools (DfE)
- > Complaints to Ofsted about early years or childcare provision
- > Complaints to Ofsted about schools
- > Complaints to the EFA

**Top FAQs**

- > What can I expect from a mainstream education setting for a child or young person with special educational needs and

0 - 4 Years



Age 5 - 11



Age 11+



Growing Up 16-25



Social Care



Health Care



Information Support and Advice



Learning and Development



Special Education Need Support Service



Leisure Activities



Short Breaks



Local Offer Support and Feedback



# Starting Post 16 Education

- **Careers advice - Information Advice and Guidance (IAG)**
- **Schools statutory obligation to provide IAG**
- **EHCP (Education Health & Care Plan)  
Education up to the age of 25**
- **Yr. 10/11 part of the end of year review**
- **School Leaving Age v Raised Participation Age**
- **NEET (Not in Education Employment or Training)**
- **Hampshire Futures/Island Futures (Choices)**





# Starting Post 16 Education

## Code of Practice 9.79

- If a child's parents or young person makes a request for a particular nursery, school or **post 16 institution** in these groups the local authority **must** comply with that preference and name the school or college in the EHCP unless:
  - It would be unsuitable for the age, ability, aptitude or SEN of the child or young person, or
  - The attendance of the child or young person there would be incompatible with the efficient education of others, or efficient use of resources



# Starting Post 16 Education

- **Post 16 providers:**
  - **Special School Sixth Form**
  - **School Sixth Form**
  - **Sixth Form**
  - **Further Education (FE)**
  - **Training Provider**
  - **Independent Specialist Provider (ISP)**
  - **Private sector**
  - **Employment with training**
  - **Self Employment with training**
  - **Volunteering (20 hours per week)**



# Starting Post 16 Education

## The Pathway:

- **Academic**
- **Vocational**
- **Apprenticeship**
- **Traineeship**
- **Supported Internship**
- **(Basic Skills, Independent Living Skills, Travel Training, Employment Skills, Work Experience Work Related Learning etc.)**



# Starting Post 16 Education

- Checklist:

- Ofsted <http://reports.ofsted.gov.uk/>
- Approved list of specialist providers (Section 41 of the Children and Families Act)  
<https://www.gov.uk/government/publications/section-41-secretary-of-state-approved-list>
- NATSPEC (The Association of National Specialist Colleges) web site  
<http://www.natspec.org.uk/>



# Starting Post 16 Education

- **Checklist:**
  - **Full time hours (540 GLH Guided Learning Hours/Year) = 15 hours per week over 36 weeks**
  - **LDA (Learning Difficulty Assessment) S139a/S140 (transfer request 1<sup>st</sup> September 2016 - 20 weeks) - by request**
  - **EHCP in place by 1<sup>st</sup> April 2018**



# Allowances

- **Disabled Students Allowance (DSA)**

<https://www.gov.uk/disabled-students-allowances-dsas>

Support at H.E.

- **Access to Work**

<https://www.gov.uk/access-to-work/what-youll-get>

start working

stay in work

move into self-employment or start a business





ISLE *of*  
WIGHT  
C O U N C I L